



# POMELO DE ESPAÑA


## Informe fin de campaña 2018-2019

De 1 de septiembre de 2018 a 31 de agosto de 2019

## GRAPEFRUIT FROM SPAIN

## Grapefruit crop report 2018-2019

From 1 September 2018 to 31 August 2019



Elaborado por:



© AILIMPO

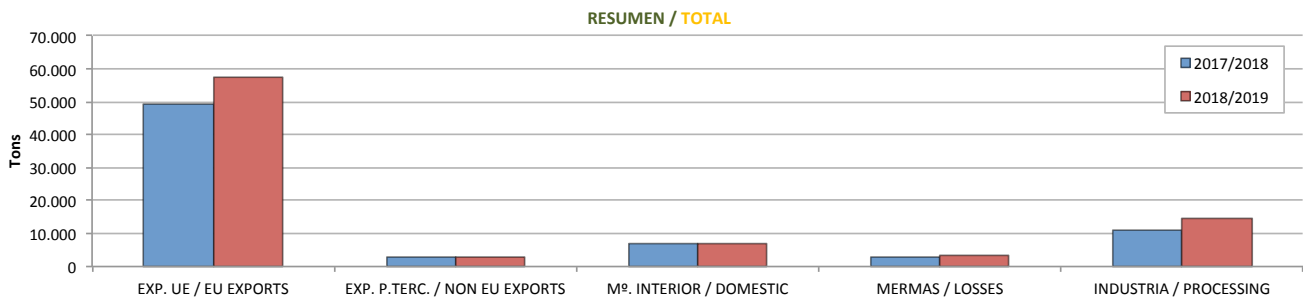
Miembros de la Comisión  
Consultiva de AILIMPO:



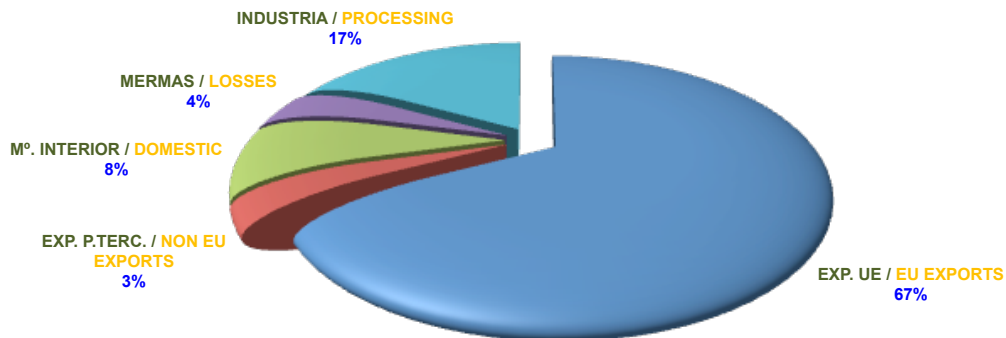
## EVOLUCIÓN CAMPAÑA POMELO 2018/2019 / GRAPEFRUIT CROP REPORT 2018/2019 VOLUMEN (TONELADAS) / VOLUME (TONS)

RESUMEN (Tm) / TOTAL (Tons)		15/16	16/17	17/18	18/19
<sup>1</sup> EXP. UE / EU EXPORTS		53.782	57.942	49.279	57.467
<sup>2</sup> EXP. P.TERC. / NON EU EXPORTS		2.978	2.535	3.022	2.868
<sup>3</sup> Mº. INTERIOR / DOMESTIC		7.000	7.000	7.000	7.000
<sup>4</sup> MERMAS / LOSSES		3.188	3.374	2.965	3.367
<sup>5</sup> INDUSTRIA / PROCESSING		6.280	9.511	10.919	14.509
<b>TOTAL / TOTAL</b>		<b>73.227</b>	<b>80.362</b>	<b>73.185</b>	<b>85.211</b>

Fuentes / Sources:
(1) AEAT
(2) SOIVRE
(3) MAPA
(4) 5% (Exportación + mº nal.)
(5) AILIMPO



### DESTINO DE LA COSECHA POMELO 2018/2019 / BREAKDOWN OF SPANISH GRAPEFRUIT CROP 2018/2019

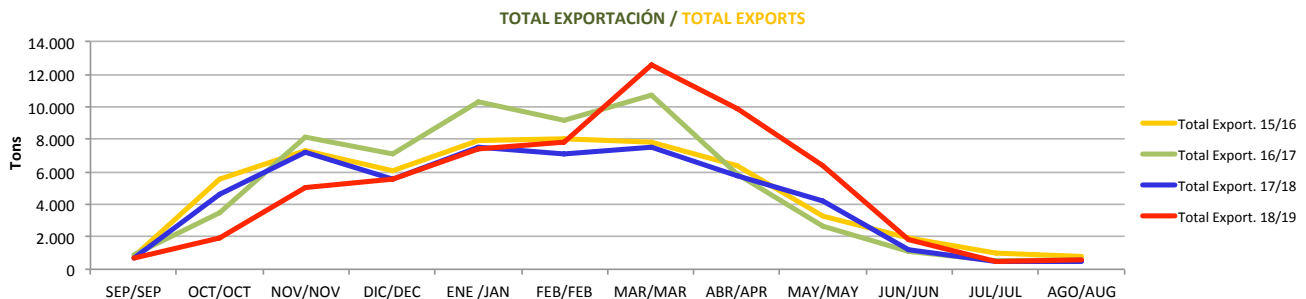
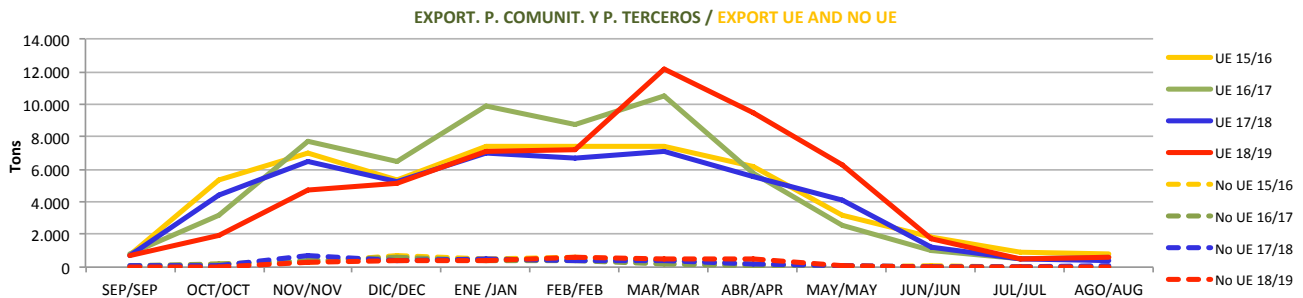


## EVOLUCIÓN CAMPAÑA POMELO 2018/2019 / GRAPEFRUIT CROP REPORT 2018/2019 VOLUMEN (TONELADAS) / VOLUME (TONS)

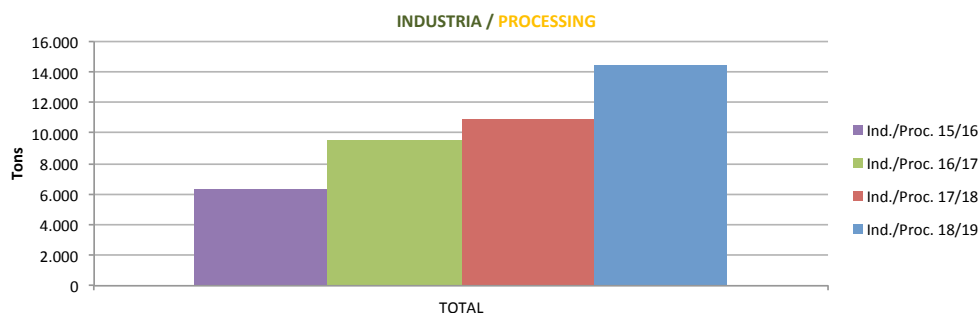
EXPORT. PAÍSES COMUNITARIOS (Tm) / EU EXPORTS (Tons)													
	SEP/SEP	OCT/OCT	NOV/NOV	DIC/DEC	ENE/JAN	FEB/FEB	MAR/MAR	ABR/APR	MAY/MAY	JUN/JUN	JUL/JUL	AGO/AUG	TOTAL
<b>2018/2019</b>	673	1.951	4.689	5.124	7.067	7.240	12.129	9.445	6.299	1.779	467	604	<b>57.467</b>
<b>2017/2018</b>	663	4.443	6.479	5.218	6.979	6.683	7.142	5.525	4.070	1.215	464	397	<b>49.279</b>
<b>2016/2017</b>	787	3.236	7.718	6.484	9.940	8.740	10.550	5.795	2.556	1.057	514	565	<b>57.942</b>
<b>2015/2016</b>	749	5.333	7.010	5.331	7.416	7.438	7.434	6.214	3.222	1.884	958	792	<b>53.782</b>

EXPORT. PAÍSES TERCEROS (Tm) / NON EU EXPORTS (Tons)													
	SEP/SEP	OCT/OCT	NOV/NOV	DIC/DEC	ENE/JAN	FEB/FEB	MAR/MAR	ABR/APR	MAY/MAY	JUN/JUN	JUL/JUL	AGO/AUG	TOTAL
<b>2018/2019</b>	12	27	331	417	387	606	472	456	123	21	6	9	<b>2.868</b>
<b>2017/2018</b>	45	138	739	368	519	382	415	191	133	31	21	40	<b>3.022</b>
<b>2016/2017</b>	72	210	427	571	396	419	196	112	103	6	14	9	<b>2.535</b>
<b>2015/2016</b>	1	215	345	688	521	585	364	174	14	49	8	13	<b>2.978</b>

TOTAL EXPORTACIÓN (Tm) / TOTAL EXPORTS (Tons)													
	SEP/SEP	OCT/OCT	NOV/NOV	DIC/DEC	ENE/JAN	FEB/FEB	MAR/MAR	ABR/APR	MAY/MAY	JUN/JUN	JUL/JUL	AGO/AUG	TOTAL
<b>2018/2019</b>	685	1.979	5.020	5.541	7.454	7.846	12.601	9.900	6.422	1.800	474	613	<b>60.335</b>
<b>2017/2018</b>	708	4.581	7.218	5.586	7.499	7.065	7.557	5.716	4.202	1.245	485	437	<b>52.301</b>
<b>2016/2017</b>	860	3.446	8.145	7.056	10.335	9.159	10.746	5.907	2.659	1.063	528	574	<b>60.477</b>
<b>2015/2016</b>	749	5.548	7.355	6.019	7.937	8.023	7.798	6.388	3.236	1.933	966	806	<b>56.759</b>



INDUSTRIA (Tm) / PROCESSING (Tons)	
	TOTAL
<b>2018/2019</b>	<b>14.509</b>
<b>2017/2018</b>	<b>10.919</b>
<b>2016/2017</b>	<b>9.511</b>
<b>2015/2016</b>	<b>6.280</b>



EXPORTACIÓN DE **POMELO** A PAÍSES COMUNITARIOS  
 COMPARATIVO ACUMULADO DE CAMPAÑA  
 DESDE 1 DE SEPTIEMBRE HASTA 31 DE AGOSTO  
 CAMPAÑA 2018/2019  
 VOLUMEN (TONELADAS)

**GRAPEFRUIT** EXPORTS TO THE EU  
 TOTAL EXPORTS  
 FROM 1 SEPTEMBER TO 31 AUGUST  
 CROP 2018/2019  
 VOLUME (TONS)

PAIS / COUNTRY	Total (Tons) 2017/2018	Total (Tons) 2018/2019	Diferencia / Difference	Diferencia % / Difference %
FRANCIA / FRANCE	15.269	16.984	1.715	11%
ALEMANIA / GERMANY	15.253	14.237	-1.016	-7%
GRAN BRETAÑA / UK	3.017	4.364	1.347	45%
POLONIA / POLAND	2.242	3.839	1.597	71%
ITALIA / ITALY	2.153	3.744	1.591	74%
HOLANDA / HOLLAND	2.441	3.496	1.055	43%
PORTUGAL / PORTUGAL	1.520	1.533	14	1%
BELGICA / BELGIUM	1.394	1.327	-68	-5%
REP. CHECA / REP. CZECH	766	1.207	441	58%
DINAMARCA / DENMARK	710	1.104	394	56%
AUSTRIA / AUSTRIA	1.188	876	-312	-26%
HUNGRIA / HUNGARY	654	861	207	32%
SUECIA / SWEDEN	559	757	198	35%
FINLANDIA / FINLAND	366	598	232	63%
IRLANDA / IRELAND	290	591	301	104%
ESLOVAQUIA / SLOVAKIA	463	494	31	7%
RUMANIA / ROMANIA	78	362	284	363%
LITUANIA / LITHUANIA	144	281	137	95%
LETONIA / LATVIA	397	251	-145	-37%
ESLOVENIA / SLOVENIA	12	185	173	1411%
ESTONIA / ESTONIA	245	126	-119	-49%
CROACIA / CROATIA	54	67	13,1	24%
BULGARIA / BULGARIA	7	63	56	818%
MALTA / MALT	31	48	16,5	53%
LUXEMBURGO / LUXEMBOURG	6	47	41	710%
GRECIA / GREECE	0	28	28	-----
CHIPRE / CYPRUS	20	0	-20	-100%
<b>Total general / Grand total</b>	<b>49.279</b>	<b>57.467</b>	<b>8.188</b>	<b>17%</b>

Fuente / Source: A.E.A.T.

EXPORTACIÓN DE **POMELO** A TERCEROS PAÍSES  
COMPARATIVO ACUMULADO DE CAMPAÑA (Tm)  
DESDE 1 DE SEPTIEMBRE HASTA 31 DE AGOSTO  
CAMPAÑA 2018/2019  
VOLUMEN (TONELADAS)

**GRAPEFRUIT** EXPORTS TO NON EU COUNTRIES  
TOTAL EXPORTS (TONS)  
FROM 1 SEPTEMBER TO 31 AUGUST  
CROP 2018/2019  
VOLUME (TONS)

PAIS / COUNTRY	Total (Tons) 2017/2018	Total (Tons) 2018/2019	Diferencia / Difference	Diferencia % / Difference %
SUIZA / SWITZERLAND	674	751	77	11%
CANADÁ / CANADA	732	443	-289	-39%
SUDÁFRICA / SOUTH AFRICA	495	426	-70	-14%
BRASIL / BRAZIL	270	282	12	5%
CHINA / CHINA	19	229	211	1126%
NORUEGA / NORWAY	153	158	5	3%
MOLDAVIA / MOLDOVA	52	74	22	43%
HONG-KONG / HONG KONG	0	73	72	16013%
AUSTRALIA / AUSTRALIA	267	65	-202	-76%
CABO VERDE / CAPE VERDE	62	58	-4	-7%
SINGAPUR / SINGAPORE	23	40	18	78%
BIELORRUSIA / BELARUS	7	38	31	424%
QATAR / QATAR	5	27	22	405%
PANAMÁ / PANAMA	32	22	-9	-30%
EMIRATOS ÁRABES. U. / U. ARAB EMIRATES	2	21	19	1187%
MALÍ / MALI	15	20	4	28%
MARRUECOS / MOROCCO	86	18	-68	-79%
SERBIA / SERBIA	3	14	11	400%
COSTA RICA / COSTA RICA	10	14	4	38%
GUINEA ECUAT. / EQUAT. GUINEA	7	12	5	63%
R. CENTROAFRICANA / CENTRAL AFRICAN R.	2	11	9	488%
KUWAIT / KUWAIT	0	9	9	-----
MACEDONIA / MACEDONIA	0	8	8	-----
GABÓN / GABON	8	8	-1	-7%
MALASIA / MALAYSIA	0	8	8	4696%
HONDURAS / HONDURAS	2	7	6	316%
COSTA DE MARFIL / IVORY COAST	3	7	4	147%
MAURICIO / MAURITIUS	0	6	6	-----
CAMERÚN / CAMEROON	2	4	2	63%
GHANA / GHANA	9	4	-5	-55%
EL SALVADOR / EL SALVADOR	14	4	-10	-72%
UCRANIA / UKRAINE	5	3	-2	-46%
GIBRALTAR / GIBRALTAR	3	2	-1	-20%
ANDORRA / ANDORRA	0	2	2	526%
TOGO / TOGOLESE	0	1	1	-----
GUINEA / GUINEA	0	0	0	-----
MAURITANIA / MAURITANIA	2	0	-1	-74%
URUGUAY / URUGUAY	40	0	-40	-100%
NIGERIA / NIGERIA	8	0	-8	-100%
ANGOLA / ANGOLA	6	0	-6	-100%
CONGO (REPÚBLICA) / CONGO (REPUBLIC)	2	0	-2	-100%
OMÁN / OMAN	2	0	-2	-100%
COLOMBIA / COLOMBIA	1	0	-1	-100%
BAHRAIN / BAHRAIN	0	0	0	-100%
<b>Total general / Grand total</b>	<b>3.022</b>	<b>2.868</b>	<b>-154</b>	<b>-5%</b>

Fuente / Source: SOIVRE (Valencia)